

**NATIONAL HORTICULTURAL RESEARCH AND DEVELOPMENT FOUNDATION****NASIK-422 003****CURRENT STATUS OF ONION IN THE COUNTRY****AREA, PRODUCTION, PRODUCTIVITY AND STORAGE OF ONION**

S.No.	Year	Area	Production	Productivity	Storage**
		(Lakh ha)	(Lakh MT)	(tones/ha)	(Lakh MT)
1	2013-14	12.04	194.02	16.12	41.31
2	2014-15*	11.78	193.53	16.43	40.00

\* - 3<sup>rd</sup> Estimate**Source:** 1. Horticulture Division, Ministry of Agriculture, Government of India, New Delhi

2 Storage\*\* - Tentative NHRDF, Nashik estimate

**Distribution pattern of annual production of onion****Seasons**

Kharif- 15-20%\*

Late Kharif -20-25%

Rabi-55-60%

**Harvesting Period**

- October to December

- January to March

- March to May

\* - It include around 5-6% early kharif crop, which is harvested from July to September in the States of Karnataka, Andhra Pradesh &amp; Tamilnadu.

**STORAGE**

- Around 40% of rabi onion production stored in different states in the country.
- During the year 2014-15 around 40 lakhs MT onions were stored mainly in Maharashtra, Madhya Pradesh, Bihar, Gujarat, Rajasthan, UP, Karnataka, Tamilnadu and Haryana States.
- Quality of the stored onion bulbs was medium, since at the time of harvesting onion bulbs affected by rains in different States.
- Presently out of 40 lakh MT, around 65-70% stored stock is over and after 15-20% losses till August in storage, around 10-12 lakh MT onion are available for consumption in the country.

**EARLY KHARIF & KHARIF ONION PRODUCTION:**

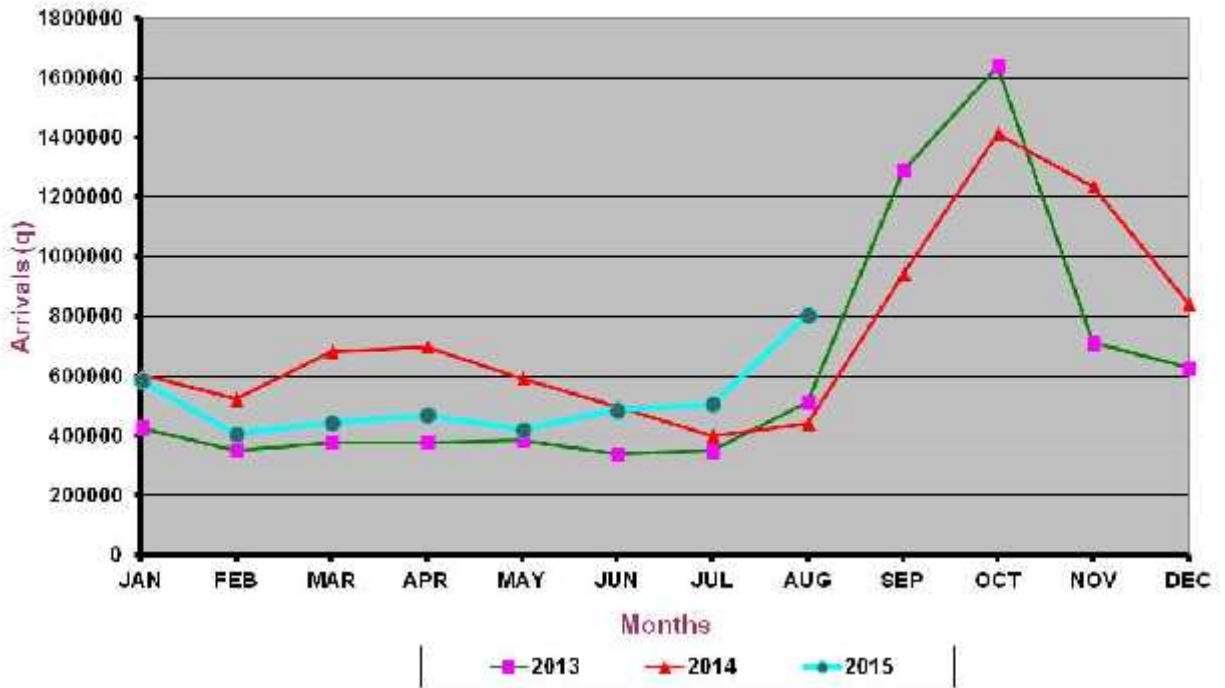
- Fresh crop harvesting of early kharif have already started in Kurnool area of Andhra Pradesh and Hubli, Chitradurga, Chilekere, Hiriur and Molakalmuru area of Karnataka state. Fresh crop arrivals are coming in the markets of Kurnool, Hyderabad, Hubli and Bangalore. The harvesting of early kharif crop from Kolhapur, Solapur, Phaltan & Lonand area of Satara district in Maharashtra has also started.
- Major kharif onion growing states are Maharashtra, Gujarat, Karnataka, Rajasthan and Madhya Pradesh.
- Kharif onion seed sowing almost completed in major kharif onion growing states. Seed sowing of late kharif onion in Maharashtra and Madhya Pradesh started.

- Onion bulblet (sets) plantation in Rajasthan and Gujarat already started from end of July 2015 onwards and will be harvested in October onwards. The area is expected to be more in comparison to last year.
- Kharif onion harvesting expected to start from October onwards in Rajasthan and Gujarat from sets planted crop and November onwards from Maharashtra and Madhya Pradesh and later on from other states. Kharif crop condition in Rajasthan, Gujarat and Madhya Pradesh are good and in Maharashtra and Karnataka crop is average.

## **PRICES**

- Onion prices started declining after 22/08/2015 in different markets due to early fresh crop harvesting in Karnataka, Andhra Pradesh and Maharashtra as well as import of onion by private traders in the country.
- The wholesale prices of onion in Delhi, Lasalgaon, Pimpalgaon, and Bangalore markets decreased by around 11.13%, 29.55%, 28.08% and 31.21% respectively on 1<sup>st</sup> September 2015 compared to 22/08/2015.

**National Horticultural Research & Development Foundation**  
**Month-wise arrivals of onion during last three years**  
**in Bangalore market**



**National Horticultural Research & Development Foundation**  
**Month-wise modal price of onion during last three years**  
**in Bangalore market**

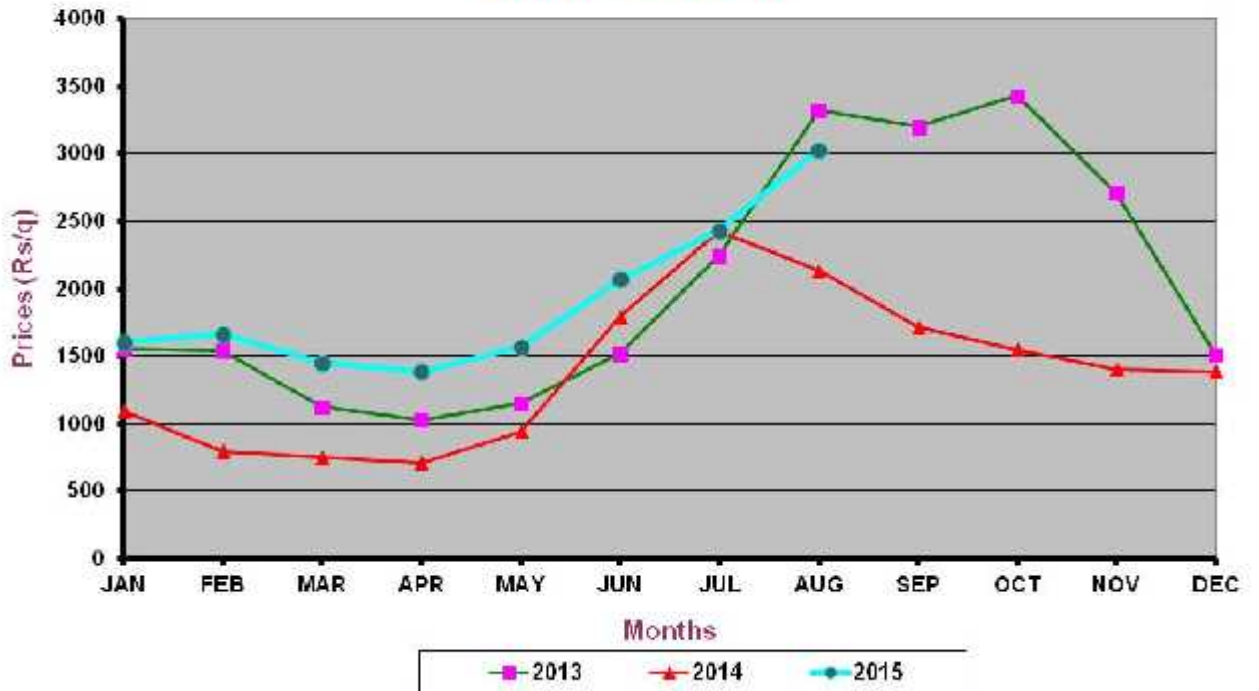
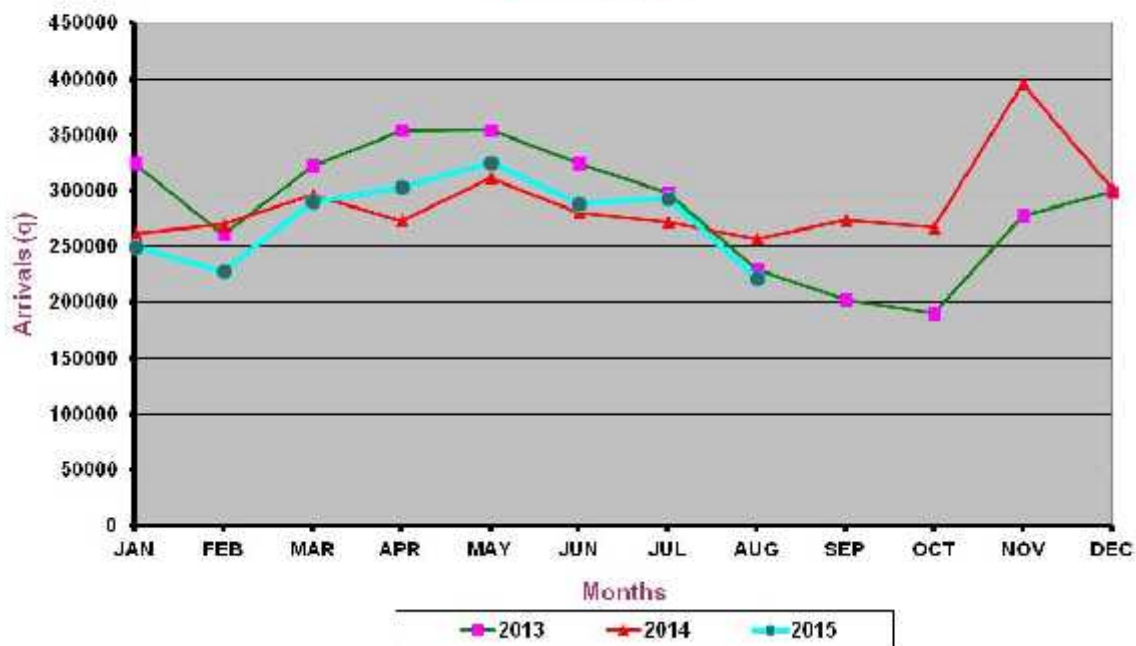


Fig-1

**National Horticultural Research & Development Foundation**  
**Month-wise arrivals of onion during last three years**  
**in Delhi market**



**National Horticultural Research & Development Foundation**  
**Month-wise modal price of onion during last three years**  
**in Delhi market**

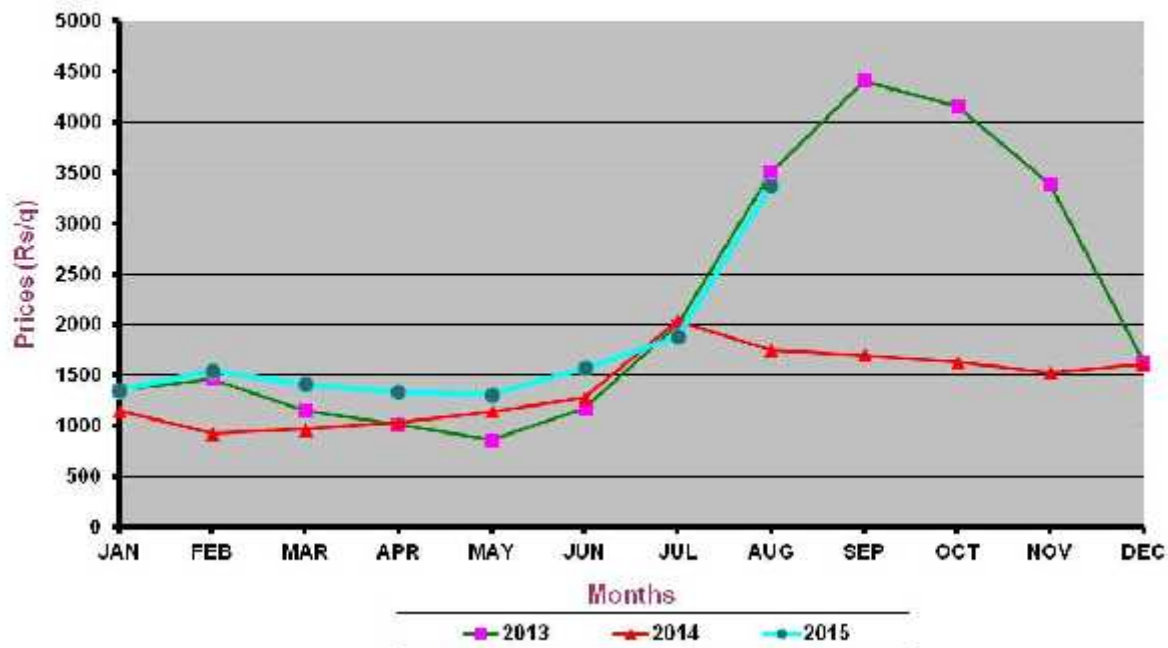
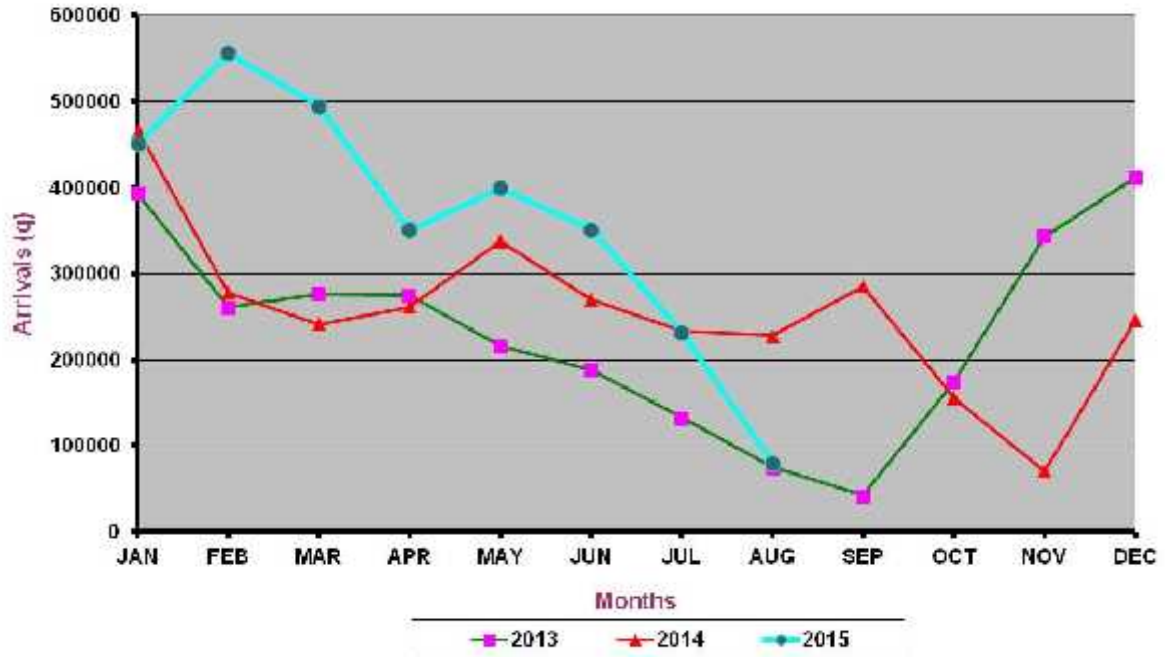


Fig-2

**National Horticultural Research & Development Foundation**  
**Month-wise arrivals of onion during last three years**  
**in Lasalgaon market**



**National Horticultural Research & Development Foundation**  
**Month-wise modal price of onion during last three years**  
**in Lasalgaon market**

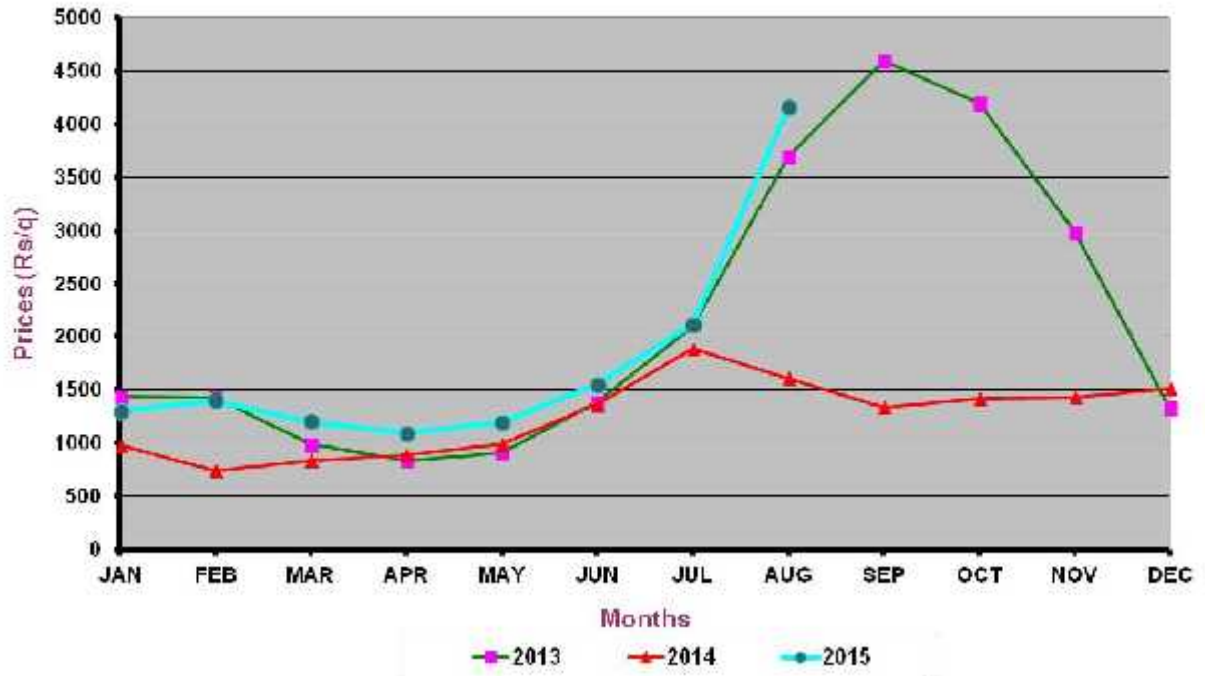
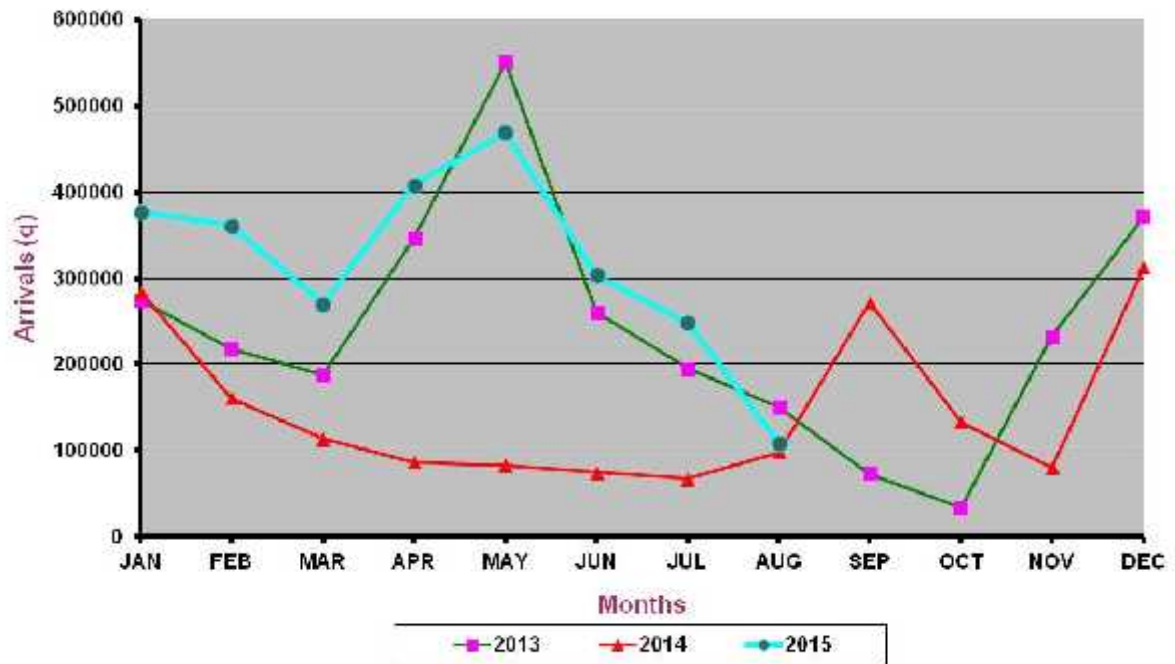


Fig-3

**National Horticultural Research & Development Foundation**  
**Month-wise arrivals of onion during last three years**  
**in Pimpalgaon market**



**National Horticultural Research & Development Foundation**  
**Month-wise modal price of onion during last three years**  
**in Pimpalgaon market**

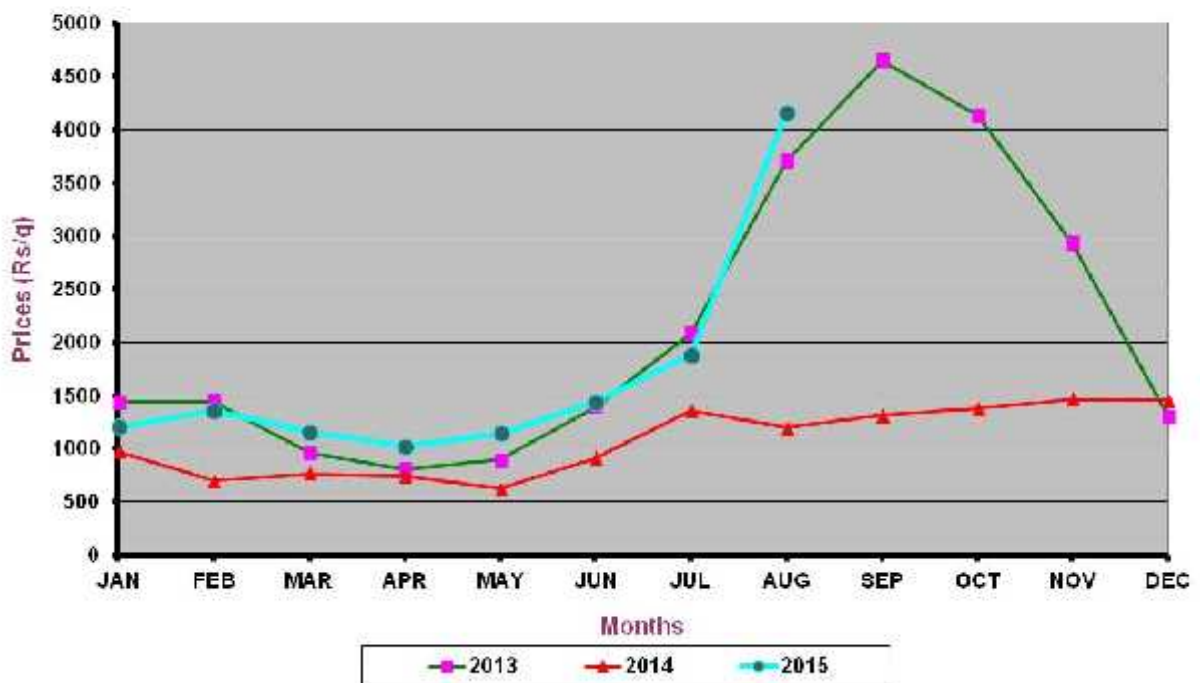


Fig-4

<b>ARRIVALS AND AVERAGE PRICES OF ONION</b>						
Month / Year	ARRIVALS (q)			MODAL PRICE (Rs/q)		
	2013	2014	2015	2013	2014	2015
<b>BANGALORE</b>						
JAN	426367	606710	583681	1550	1093	1602
FEB	351372	522132	405716	1536	797	1662
MARCH	378399	683236	443687	1123	747	1450
APRIL	377960	697423	468522	1026	711	1385
MAY	384205	591250	420072	1148	940	1567
JUNE	337186	496447	485652	1517	1790	2068
JUL	349474	399867	505717	2241	2426	2432
AUG	511174	440875	805653	3318	2129	3029
SEPT	1289187	941818		3196	1715	
OCT	1639032	1412686		3429	1545	
NOV	710266	1235389		2709	1403	
DEC	628220	842653		1334	1386	
<b>TOTAL</b>	<b>7382842</b>	<b>8870486</b>	<b>4118700</b>	<b>2011</b>	<b>1390</b>	<b>1899</b>
<b>CHENNAI</b>						
JAN	116700	120200	112500	1963	1477	2142
FEB	130400	125200	128500	2033	1300	2242
MARCH	121900	129600	126500	1518	1288	2113
APRIL	118900	105900	116400	1410	1320	1882
MAY	143600	117200	124850	1430	1640	2017
JUNE	117600	125400	133500	1850	2288	2519
JUL	119600	132800	126000	2755	2981	2671
AUG	105400	104600	132600	4530	2691	4920
SEPT	109200	117400		5217	2404	
OCT	111800	96400		4676	2338	
NOV	101700	98800		4704	2420	
DEC	105750	117200		2608	2404	
<b>TOTAL</b>	<b>1402550</b>	<b>1390700</b>	<b>1000850</b>	<b>2891</b>	<b>2046</b>	<b>2563</b>
<b>DELHI</b>						
JAN	324967	261467	249820	1291	1150	1353
FEB	260920	269628	227680	1464	926	1542
MARCH	321941	296475	289604	1155	969	1413
APRIL	353698	272611	302932	978	1030	1335
MAY	354260	311504	325192	860	1141	1309
JUNE	324640	280149	288482	1171	1276	1569
JUL	286831	272278	293187	1990	2041	1880
AUG	227251	257155	221575	3511	1749	3381
SEPT	202201	266778		4116	1703	
OCT	190152	267475		4158	1628	
NOV	277717	396297		3395	1527	
DEC	298700	301519		1632	1609	
<b>TOTAL</b>	<b>3423278</b>	<b>3453336</b>	<b>2198472</b>	<b>2143</b>	<b>1396</b>	<b>1723</b>

<b>ARRIVALS AND AVERAGE PRICES OF ONION</b>						
Month / Year	ARRIVALS (q)			MODAL PRICE (Rs/q)		
	2013	2014	2015	2013	2014	2015
<b>KOLKATA</b>						
JAN	302820	386380	314980	1849	1506	1709
FEB	285050	365930	185700	2009	1189	1949
MARCH	194530	150020	76830	1259	1155	1391
APRIL	99200	35610	83240	1097	1121	1704
MAY	252480	186800	55000	1179	1350	1805
JUNE	193240	108060	90760	1666	1834	2282
JUL	277760	141790	46400	2585	2504	2676
AUG	97600	121165	70886	4262	2374	4536
SEPT	70340	169220		4632	2110	
OCT	69820	96320		4734	2075	
NOV	57027	72610		4078	2090	
DEC	142030	186640		2432	2258	
<b>TOTAL</b>	<b>2041897</b>	<b>2020545</b>	<b>923796</b>	<b>2649</b>	<b>1797</b>	<b>2257</b>
<b>LASALGAON (MS)</b>						
JAN	498705	467015	451297	1440	977	1301
FEB	393745	278214	556743	1436	745	1404
MARCH	260887	241705	494835	991	837	1206
APRIL	274660	261547	351124	838	887	1093
MAY	274920	338372	399992	910	988	1198
JUNE	216030	270205	351605	1385	1367	1554
JUL	188508	233690	231948	2102	1886	2118
AUG	114151	228355	80148	3634	1609	4158
SEPT	75145	285620		4592	1340	
OCT	42100	156115		4196	1421	
NOV	175083	70545		2983	1432	
DEC	343533	246504		1334	1514	
<b>TOTAL</b>	<b>2857467</b>	<b>3077887</b>	<b>2917692</b>	<b>2153</b>	<b>1250</b>	<b>1754</b>
<b>MANMAD (MS)</b>						
JAN	205714	222432	245470	1441	930	1232
FEB	140481	202401	195817	1405	691	1363
MARCH	109073	183614	172584	957	800	1156
APRIL	139554	115138	153232	833	824	1070
MAY	109090	142213	103426	914	832	1173
JUNE	69500	94060	92838	1392	1214	1415
JUL	59175	96875	53401	2148	1821	2087
AUG	35199	74356	19560	3734	1516	4124
SEPT	16172	74270		4593	1311	
OCT	12860	50421		3381	1381	
NOV	82985	53020		2639	1417	
DEC	214454	195528		1273	1458	
<b>TOTAL</b>	<b>1194257</b>	<b>1504328</b>	<b>1036328</b>	<b>2059</b>	<b>1183</b>	<b>1703</b>



<b>ARRIVALS AND AVERAGE PRICES OF ONION</b>						
Month / Year	ARRIVALS (q)			MODAL PRICE (Rs/q)		
	2013	2014	2015	2013	2014	2015
<b>MUMBAI</b>						
JAN	251980	246955	288460	1467	1137	1443
FEB	214200	243615	207400	1504	738	1513
MARCH	235650	248000	256720	1041	843	1435
APRIL	204200	238351	243100	981	938	1327
MAY	203700	223570	246650	1018	1124	1572
JUNE	193050	215048	239210	1480	1714	2015
JUL	188854	183051	204000	2194	2174	2248
AUG	133340	176890	207837	3803	1890	4361
SEPT	131590	199940		4550	1552	
OCT	164560	159050		4521	1540	
NOV	172877	240700		3484	1820	
DEC	226385	294150		1639	1802	
<b>TOTAL</b>	<b>2320386</b>	<b>2669320</b>	<b>1893377</b>	<b>2307</b>	<b>1439</b>	<b>1989</b>
<b>PIMPALGAON (MS)</b>						
JAN	274460	284095	376807	1440	977	1208
FEB	218440	160975	360834	1448	701	1357
MARCH	187828	113472	270349	963	769	1160
APRIL	346038	86855	408437	809	748	1022
MAY	550571	82747	469054	898	624	1145
JUNE	260163	75037	303647	1394	916	1445
JUL	195282	67536	248556	2087	1366	1882
AUG	150787	98372	108548	3712	1200	4163
SEPT	72823	271715		4650	1316	
OCT	33626	133119		4134	1377	
NOV	232751	80227		2936	1471	
DEC	371551	312503		1306	1453	
<b>TOTAL</b>	<b>2894320</b>	<b>1766653</b>	<b>2546232</b>	<b>2148</b>	<b>1077</b>	<b>1673</b>
<b>PUNE</b>						
JAN	379741	548689	434477	1165	816	1177
FEB	657744	561226	600920	1078	523	1173
MARCH	402402	496146	440594	780	669	1003
APRIL	298921	300592	358678	717	758	937
MAY	294869	266773	277415	814	901	1225
JUNE	192063	171318	216046	1175	1493	1520
JUL	214241	190500	247197	1764	1730	2261
AUG	143474	224609	160266	3469	1511	4433
SEPT	154398	226245		3746	1387	
OCT	175362	196396		3242	1357	
NOV	185493	190177		2632	1380	
DEC	344280	366267		1222	1412	
<b>TOTAL</b>	<b>3442988</b>	<b>3738938</b>	<b>2735593</b>	<b>1817</b>	<b>1161</b>	<b>1716</b>
Upto August 2015						